



2016 Information Seeking, Consumption and Use Report

NORTH AMERICA AND EUROPE

In the workplace, content-sharing is essential for collaboration and is a driving force in guiding the R&D process. Over the past six years, Copyright Clearance Center (CCC), a leading provider of content workflow and licensing solutions, and its subsidiary RightsDirect have engaged research and advisory firm, Outsell, Inc., to identify important trends in how information is consumed, used and shared in today's workplace.

The 2016 survey revealed that business professionals share information an average of 5.5 times per week with nine people and 36% of that information is published by third-parties such as scientific journals, news sources, and other publications. While email continues to be the standard means of exchanging information, the study also showed an increased reliance on shared networks, company intranets and collaboration platforms such as Microsoft SharePoint, as a means to make information available to colleagues. The survey also indicated a low level of copyright awareness among respondents, with nearly a quarter reporting that they did not know the specifics of their company's copyright policy.

In addition to the insights gathered in the study around the velocity of information sharing and copyright awareness, some new themes emerged this year: Respondents' lack of visibility into their company's content holdings, uncertainty whether a subscription is in place, and if a document was previously purchased before using the materials in their research efforts. When respondents were asked what actions they take when they don't know if a company subscription exists, 42% of respondents stated they check a central repository while 35% said they refer to a list of online subscriptions. The results were similar when survey respondents were asked about what actions they took to determine whether an article had already been purchased.

We've compiled key findings from the Outsell survey in this report in five categories:

- ① Ways Professionals Exchange Information
- ② Frequency of Sharing Content at Work
- ③ Types of Content Shared
- ④ How Information Is Accessed and Acquired
- ⑤ Attitudes Toward Copyright

SURVEY METHODOLOGY

Outsell, the world’s only research and advisory firm focused solely on media, information and technology, undertook primary quantitative research and analysis through an online survey questionnaire organized into four topic areas: Information Access and Consumption; Content Usage and Document Delivery; Information Sharing Behaviors; Intellectual Property and Copyright Awareness. The firm designed the survey with input from CCC and RightsDirect. Outsell recruited respondents from panels of professionals in information-intensive business-to-business environments. Outsell surveyed over 900 business professionals in North America and Europe to achieve a 95% confidence level in its findings with a margin of error of plus or minus 3.26%.

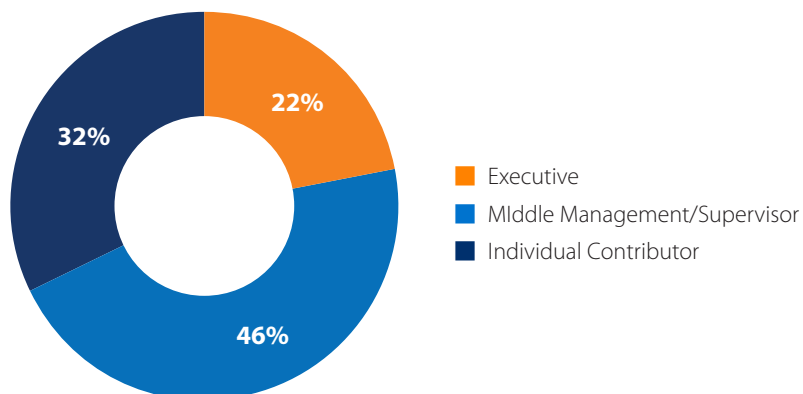
SURVEY PARTICIPANTS BY SIZE

Figure 1. Information Seeking, Consumption & Use Study Research Sample

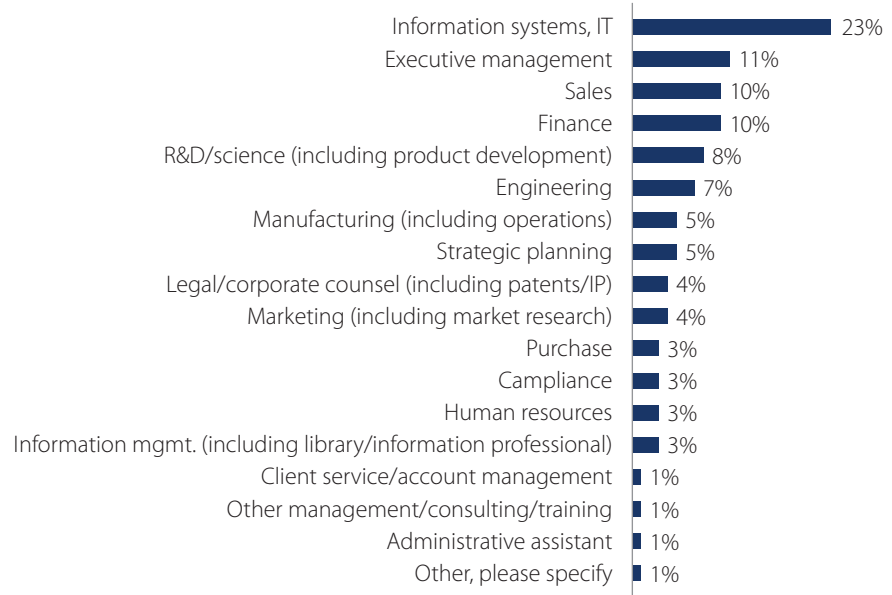
	Small (250 – 999)	Medium (1,000 – 5,000)	Large (5,001+)	TOTAL
Life Sciences	30	30	30	90
Banks/Insurance/Real Estate/ Holding Companies	30	30	30	90
Telecommunications Services	30	30	30	90
Chemicals & Fuels	30	30	30	90
Computers & Electronic Components	30	30	30	90
Electric & Gas Utilities	30	30	30	90
Consulting & Research	30	30	30	90
Food & Tobacco	30	30	30	90
Law Firms	30	30	30	90
Software & Systems	30	30	30	90
Transportation & Automotive	30	30	30	90
TOTAL	330	330	330	990

Source: CCC and RightsDirect 2016 Information Seeking, Consumption, and Use Report – North America and Europe
Copyright 2016 Outsell, Inc. www.outsellinc.com

Figure 2. Respondents by Job Level



Source: CCC and RightsDirect 2016 Information Seeking, Consumption, and Use Report – North America and Europe
Copyright 2016 Outsell, Inc. www.outsellinc.com

Figure 3. Respondents by Primary Functional Responsibility

Q1. From the following list, please indicate the one that best describes your primary functional area or department in your organization.

Source: CCC and RightsDirect 2016 Information Seeking, Consumption, and Use Report – North America and Europe
Copyright 2016 Outsell, Inc. www.outsellinc.com

SHARING METHODS SHIFT GEARS

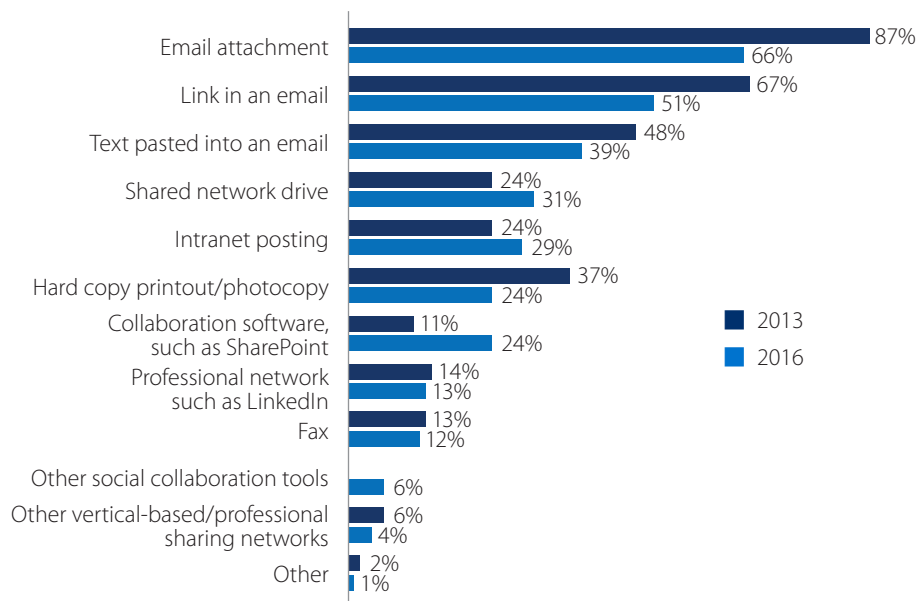
Information sharing methods are beginning to shift as users rely less on the act of overtly sending information and instead on making information available to colleagues through shared network drives, intranet postings and other collaboration tools.

Email remains the most frequent means of sharing information across all respondents, such as sending an email attachment (66%), a link in an email (51%), or text pasted into an email (39%). But that is changing; information sharing via an email attachment has actually gone down in use (87% to 66%) from a similar survey conducted by Outsell in 2013*; while intranet postings (24% to 29%), and collaboration tools are gaining in popularity (11% to 24%).

Just under one-third of respondents use a shared network drive (31%) or intranet posting (29%). Earlier surveys did not ask users about shared drives or intranets as a means of sharing.

*Copyright Clearance Center 2013 Information Consumption and Use Survey 2013
Copyright 2013 Outsell, Inc. www.outsellinc.com

Figure 4. Methods of Information Sharing — Trending

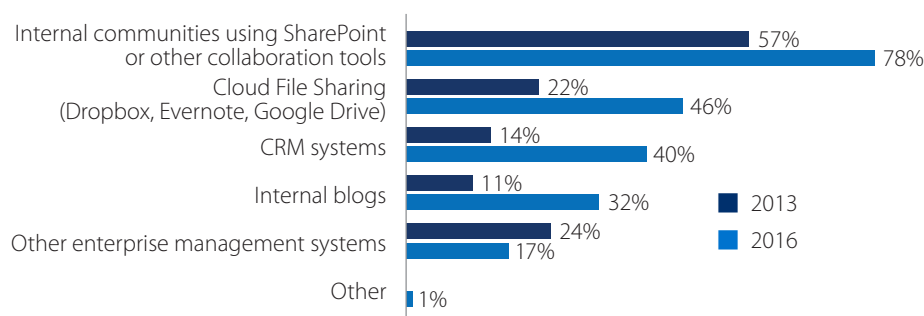


Q15. When you forward information to others, how is it delivered?

Source: CCC and RightsDirect 2016 Information Seeking, Consumption, and Use Report – North America and Europe
Copyright 2016 Outsell, Inc. www.outsellinc.com

Collaboration systems are now very much part of the workflow for respondents, as indicated by Figure 5. Some 78% of respondents use Microsoft SharePoint or other collaboration tools within their internal communities compared to 57% of respondents from the 2013 survey. Cloud sharing has increased significantly (22% to 46%), as has the use of CRM systems.*

Figure 5. Systems Used to Collaborate — Trending



Q22. What systems do you use to collaborate within your organization?

Source: CCC and RightsDirect 2016 Information Seeking, Consumption, and Use Report – North America and Europe
Copyright 2016 Outsell, Inc. www.outsellinc.com

*Copyright Clearance Center 2013 Information Consumption and Use Survey 2013
Copyright 2013 Outsell, Inc. www.outsellinc.com

THE VELOCITY OF CONTENT SHARING IS STEADY; BEHAVIORS ARE SHIFTING

Figure 6 shows the frequency of content sharing in the workplace. Professionals say they share content an average 5.5 times per week with nine people, a frequency that is fairly consistent regardless of company size.

Figure 6. Velocity of Content by Company Size

	Small (250 – 1,000)	Medium (1,000 – 5,000)	Large (5,000+)	TOTAL
Frequency of sharing per week (mean)	5.5	5.7	5.3	5.5
Number of people shared with	8.9	9.9	8.1	9.0
% of information shared that is externally sourced	37%	37%	36%	36%
Number of potential instances of unlicensed sharing by employees	18.1	20.9	15.5	17.8

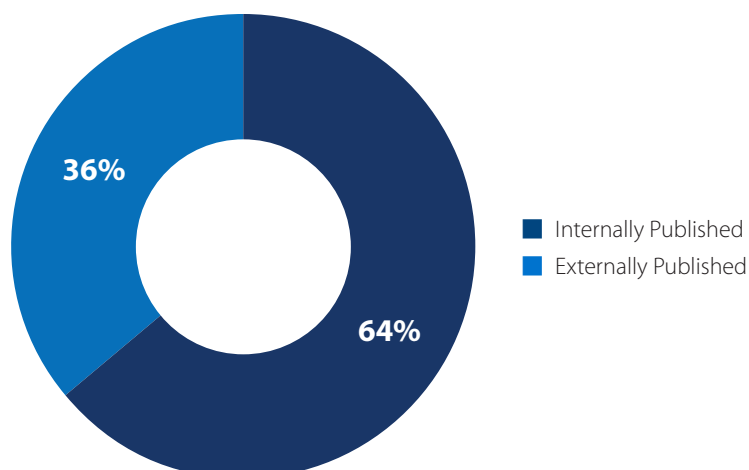
Q17. How many times during an average week do you forward work-related information such as articles, pictures, video clips, book excerpts, blog posts, datasets, etc., from digital or print sources to others? Q19. When you forward work-related information via email, postings, social networks, fax, or hard copy print-out/photocopy, how many people do you typically forward it to? Q14. What percentage of the information you share is published internally versus content published by third parties?

Source: CCC and RightsDirect 2016 Information Seeking, Consumption, and Use Report – North America and Europe
Copyright 2016 Outsell, Inc. www.outsellinc.com

WORKERS RELY ON THE EXCHANGE OF PUBLISHED CONTENT

Respondents were questioned about the percentage of internal and external information they shared. As Figure 7 shows, more than one-third of shared information is externally published content (36%). There were no differences in the percentage of external information shared by company size. However, there were some differences by role: Executives share a higher percentage of external information (41.4%) than either middle management (35.8%) or individual contributors (33.6%).

Figure 7. Source of Information Shared



Q14. What percentage of the information you share is published internally versus content published by third parties?

Source: CCC and RightsDirect 2016 Information Seeking, Consumption, and Use Report – North America and Europe
Copyright 2016 Outsell, Inc. www.outsellinc.com

Interestingly, Figure 8 indicates that executive respondents have a greater appetite for content than middle management and individual contributors; they share it more regularly, with more people, and are more likely to share information published by third-parties, which we refer to as “external information,” than internal information, or material produced by colleagues within the company.

Figure 8. Velocity of Content Sharing, by Job Role

	Executives	Middle Management	Individual Contributor
Frequency of sharing per week (mean)	6.9	6.0	3.8
Number of people shared with	12.0	9.3	6.7
% of information shared that is externally sourced	41.4%	35.8%	33.6%
Number of potential instances of unlicensed sharing by employees	34.3	20.0	8.6

Q17. How many times during an average week do you forward work-related information such as articles, pictures, video clips, book excerpts, blog posts, datasets, etc., from digital or print sources to others? Q19. When you forward work-related information via email, postings, social networks, fax, or hard copy print-out/photocopy, how many people do you typically forward it to? Q14. What percentage of the information you share is published internally versus content published by third parties?

Source: CCC and RightsDirect 2016 Information Seeking, Consumption, and Use Report – North America and Europe
Copyright 2016 Outsell, Inc. www.outsellinc.com

Figure 9 shows information sharing habits of executives, middle managers and individual contributors on a monthly or more frequent basis. Executives are the most prolific sharers across every constituency with 100% of respondents sharing with their immediate teams.

Figure 9. Frequency of Sharing Business Information, by Job Role

Sharing Monthly or More Often	Total	Executives	Middle Management	Individual Contributor
Your immediate team	97%	100%	99%	93%
Colleagues across functions	90%	97%	93%	80%
Executives within your company	82%	99%	91%	59%
Clients	69%	92%	70%	51%
Business partners	68%	92%	75%	42%
Consultants, contractors, part-time workers	66%	89%	72%	42%
Colleagues in international locations	65%	92%	70%	39%
Suppliers	61%	88%	67%	35%
People outside the organization	57%	80%	59%	37%
Agencies	55%	88%	60%	27%
Stockholders of board members	53%	92%	60%	17%

Q13. How often do you share business information with each of the following?

Source: CCC and RightsDirect 2016 Information Seeking, Consumption, and Use Report – North America and Europe
Copyright 2016 Outsell, Inc. www.outsellinc.com

Most executives indicate they will share any and all information (including published material) when faced with competitive or mission-critical/time-critical situations. See Figure 10.

Figure 10. Executive Behavior and Immediate Information Needs

Top 2 Box (% Strongly/Somewhat Agree)	Total	Executives	Middle Management	Individual Contributor
In competitive, mission-critical or time-critical situations, I will forward any and all relevant information that will help my organization be more competitive.	60%	73%	62%	48%

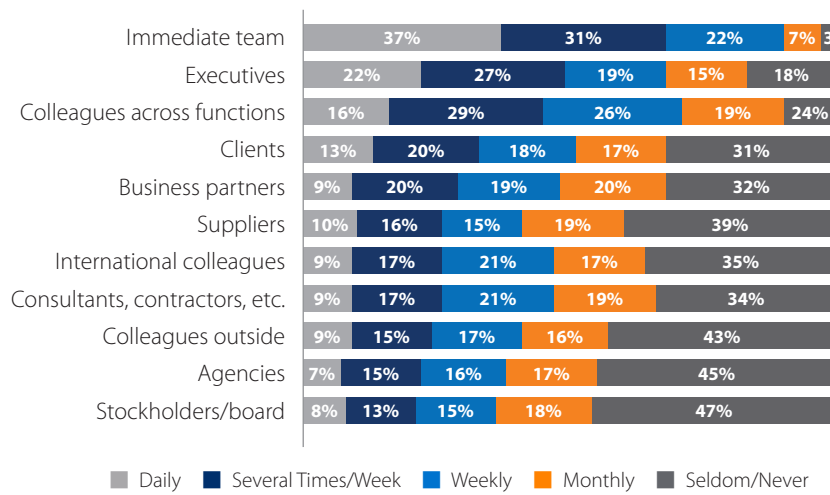
Q23. Please indicate how strongly you agree or disagree with each of the following statements pertaining to your organization.

Source: CCC and RightsDirect 2016 Information Seeking, Consumption, and Use Report – North America and Europe
Copyright 2016 Outsell, Inc. www.outsellinc.com

Information sharing has increased significantly among all types of users. Figure 11 shows that, within an organization, 90% of respondents share internal and external information weekly with immediate teammates but also the with executives (68%) and colleagues across functions (71%).

Significant numbers of respondents are sharing information on a daily basis. About half indicated they regularly share internal and external information outside their company — at least weekly — with clients, business partners and contractors.

Figure 11. Frequency of Exchanging Information with Constituent Groups



Q13. How often do you share business information with each of the following?

Source: CCC and RightsDirect 2016 Information Seeking, Consumption, and Use Report – North America and Europe
Copyright 2016 Outsell, Inc. www.outsellinc.com

IMPORTANCE OF PUBLISHED CONTENT AND EXPANDING INFORMATION TYPES

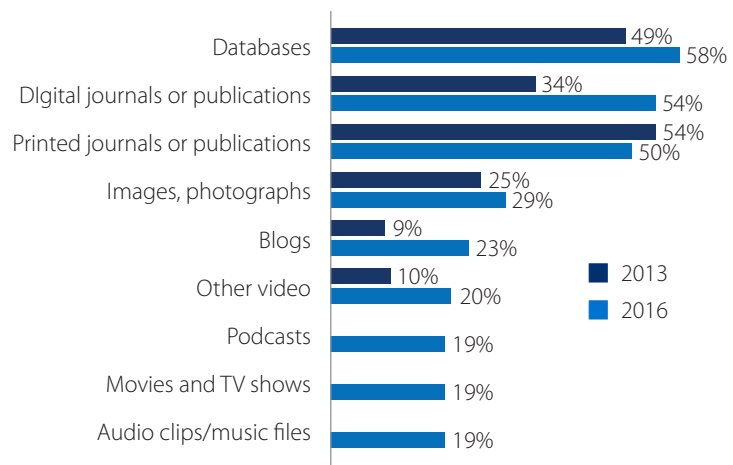
The majority of survey respondents (97%) indicated that at least one publication is critical to them, confirming the ever increasing importance of information. Looking at countries outside the United States, workers in France (9.6) had the highest number of publications critical to their jobs, while Denmark had the lowest (5.5).

Q7. Thinking about the information that you rely on in performing your job responsibilities, how many different print or digital publications do you consider critical to your job function?

Source: CCC and RightsDirect 2016 Information Seeking, Consumption, and Use Report – North America and Europe
Copyright 2016 Outsell, Inc. www.outsellinc.com

The relative importance of content types to respondents' work has changed dramatically over the past few years. Not surprisingly, print is no longer considered most important. Figure 12 charts the shift by showing 58% of respondents deem databases as being critical/very important to their work and digital journals or publications the second most important category at 54%. Print is still an important medium but the survey reveals a slight decline. In fact, print is also the only information category to have declined in importance over the past few years.

Figure 12. Importance of Information Types — Trending

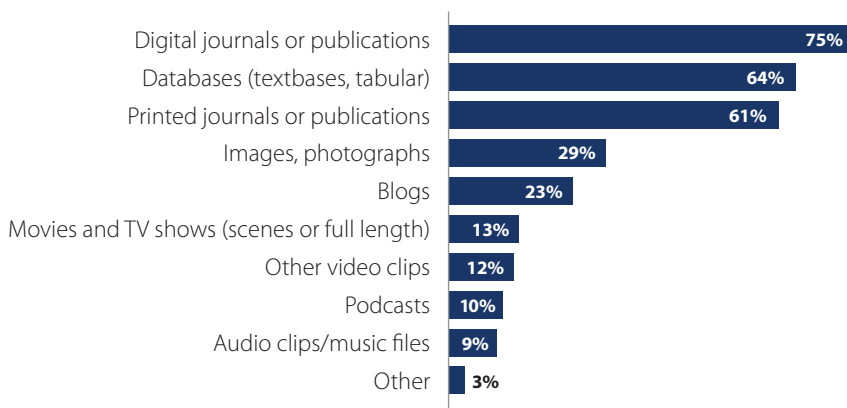


Q11. Please indicate how important each of the following types of information is in the course of your work.

Source: CCC and RightsDirect 2016 Information Seeking, Consumption, and Use Report – North America and Europe
Copyright 2016 Outsell, Inc. www.outsellinc.com

Overall, the information types most likely to be shared by respondents (See Figure 13) are digital journals/publications (75%), databases (64%) and printed journals/publications (61%), matching the top three most important information types noted above in Figure 12. Images and photographs are a distant fourth at 29%.

Figure 13. Top 3 Types of Media Shared



Q21. What are the top three types of media that you share for business purposes?

Source: CCC and RightsDirect 2016 Information Seeking, Consumption, and Use Report – North America and Europe
Copyright 2016 Outsell, Inc. www.outsellinc.com

When looking at media shared by company size (Figure 14), we see slightly higher figures for users at larger companies when it comes to sharing digital journals/publications than those at small-to-medium sized firms. We also see more users at medium-sized companies sharing podcasts, but other percentages are relatively close across the board.

Figure 14. Top 3 Types of Media Shared by Company Size

	Total	Small (250 – 1,000)	Medium (1,000 – 5,000)	Large 5,000+
Digital journals or publication	75%	75%	70%	83%
Databases (textbases, tabular)	64%	64%	62%	65%
Printed journals or publications	61%	62%	58%	65%
Images, photographs	29%	30%	32%	26%
Blogs	23%	23%	25%	22%
Movies and TV shows (scenes or full length)	13%	14%	14%	12%
Other video clips	12%	11%	11%	13%
Podcasts	10%	9%	14%	7%
Audio clips/music files	9%	10%	10%	5%
Other	3%	3%	4%	3%

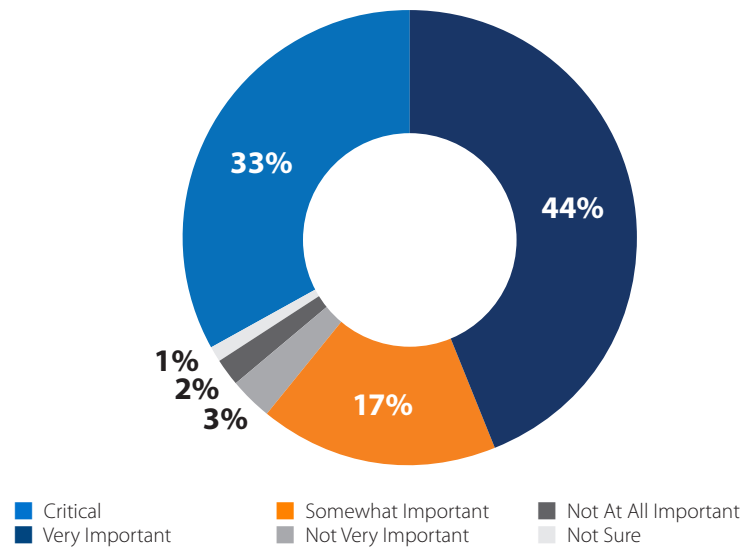
Q21. What are the top three types of media that you share for business purposes?

Source: CCC and RightsDirect 2016 Information Seeking, Consumption, and Use Report – North America and Europe
Copyright 2016 Outsell, Inc. www.outsellinc.com

THERE'S IRONY IN ATTITUDES TOWARD INTELLECTUAL PROPERTY

A vast majority of respondents (94%) indicated they believe it is important to protect their organization's intellectual property (IP). See Figure 15 below. Despite that, however, respect for the IP of others does not appear to carry over into respondents' daily practices, as seen in Figure 16.

Figure 15. Importance of Protecting Corporate Intellectual Property



Q5. In your opinion, how important is protecting your organization's own intellectual property (i.e., patents, trademarks, copyright and other creative material)?

Source: CCC and RightsDirect 2016 Information Seeking, Consumption, and Use Report – North America and Europe
Copyright 2016 Outsell, Inc. www.outsellinc.com

Figure 16 shows that more than 2/3 (68%) of executives are comfortable sharing information accessed in print or on the Web; with many middle managers (66%) and more than half (59%) of individual contributors in accord with that thinking. Further, some 3/4 (78%) of executives surveyed also believed that it is okay to share company-purchased content with others within their organizations. While executives are accustomed to sharing information found on the Web and in print, 79% of respondents acknowledged there are serious risks and copyright implications associated with exchanging published information. A similar number of respondents (78%) reported that digital information purchased by their company is permissible to share with others across the organization.

While the same number of respondents (78%) in executive roles said that they verified whether they had permission to share third-party published information, a smaller number of respondents (54%) in individual contributor positions reported checking for permissions before sharing copyrighted material. Nearly half of individual contributor respondents (53%) think about copyright issues before forwarding published information.

Figure 16. Attitudes toward Copyright Issues

Top 2 Box (% Strongly/Somewhat Agree)	Total	Executives	Middle Management	Individual Contributor
There are serious risks and implications to copyright infringement.	74%	79%	74%	70%
I believe my organization takes appropriate measures to provide information and ensure copyright compliance.	73%	75%	73%	71%
Information purchased by my company that I can access in digital form, through portals or in the library, is permissible to share with others inside my organization.	71%	78%	74%	63%
I take responsibility for verifying whether I have permission to share third-party information.	66%	78%	68%	54%
If I obtain free information on the open web or in print, sharing is permitted.	64%	68%	66%	59%
I think about copyright implications before I store third-party content on my company's network or centralized content repository system.	64%	73%	65%	55%
I think about copyright issues before I forward information.	62%	74%	64%	53%
Incompetitive, mission-critical or time-critical situations, I will forward any and all relevant information that will help my organization be more competitive.	60%	73%	62%	48%

Q23. Please indicate how strongly you agree or disagree with each of the following statements pertaining to your organization.

Source: CCC and RightsDirect 2016 Information Seeking, Consumption, and Use Report – North America and Europe
Copyright 2016 Outsell, Inc. www.outsellinc.com

IN CONCLUSION

Published content is at the heart of innovation. The ease with which teams can access and share that information can influence the pace at which new products are delivered to market. Managers at all levels of the organization should:

- Consider the content access and licensing challenges their employees face
- Ensure that technologies used to access and share content
- Empower users and mitigate risk by clearly reflecting the organization's IP protection and copyright compliance initiatives
- Improve employee understanding as to what materials can be shared with and/or distributed to colleagues and external contacts

About Outsell

The rapid convergence of information, media, software and technology is reshaping businesses every day. Enter Outsell, Inc., the only research and advisory firm focusing on these three sectors. As the trusted advisor to executives, our analysts turn complexity into clarity, and provide the facts and insights necessary to make the right decisions. Our proven blend of big data, research, proprietary intelligence, and exclusive leadership communities produces tangible results and a strong ROI. We promise to deliver “wow” and ensure clients stay more focused, save time, and grow revenue in a fast-changing digital world. www.outsellinc.com



Copyright Clearance Center (CCC), with its subsidiaries RightsDirect and Ixxus, is a global leader in content workflow, document delivery, text and data mining and rights licensing technology for thousands of publishers, businesses and academic institutions. CCC's solutions provide anytime, anywhere content access, usage rights and information management while promoting and protecting the interests of copyright holders. CCC serves more than 35,000 customers and over 12,000 copyright holders worldwide and manages more than 950 million rights from the world's most sought-after journals, books, blogs, movies and more. Since 2008, CCC has been named one of the top 100 companies that matter most in the digital content industry by EContent Magazine. The company has locations in the US, the UK, the Netherlands, Spain, Romania and Japan. For more information, visit www.copyright.com.



FIND, SHARE AND MANAGE CONTENT

Learn how RightFind™ content workflow solutions and services from CCC can help you increase efficiency, streamline employee workflow, strengthen your compliance program and optimize content spend.

 copyright.com/rightfind

 +1.978.750.8400 (option 3)

FOR EUROPE

 rightsdirect.com

 +31 20 312 0437